



សមាគមកម្មាភិសាស្ត្រសាងសង់

កម្ពុជា
៣១

CAMBODIA CONSTRUCTORS ASSOCIATION



**CAMBODIA
CONSTRUCTION
INDUSTRY OVERVIEW**

Report by
**Cambodia Constructors
Association**



Who is CCA?

Vision

- Transform the national construction industry into an industry of confidence, productivity, accountability and competitiveness both in domestic and international markets.
- Enable all members of the Cambodia Constructors Association to become the constructors of high standards and international rankings.
- Provide the Cambodia Constructors Association with the role as an organization which helps coordinate the relations between the Royal Government and the private construction sector in the interests of the construction industry.

77

Regular Members

215

Associate Members

Mission

- Initiate the establishment of the ethics for constructors;
- Establish partnership and promote cooperation among constructors;
- Encourage and support capacity building for association members;
- Strive to protect association members;
- Promote advancement within the construction industry.



MAIN ACTIVITIES OF THE ASSOCIATION



**Members
advertise**



**Business
Networking**



Business Tour



**Business with
Foreign Partners**



Seminars



Cambodia Expo

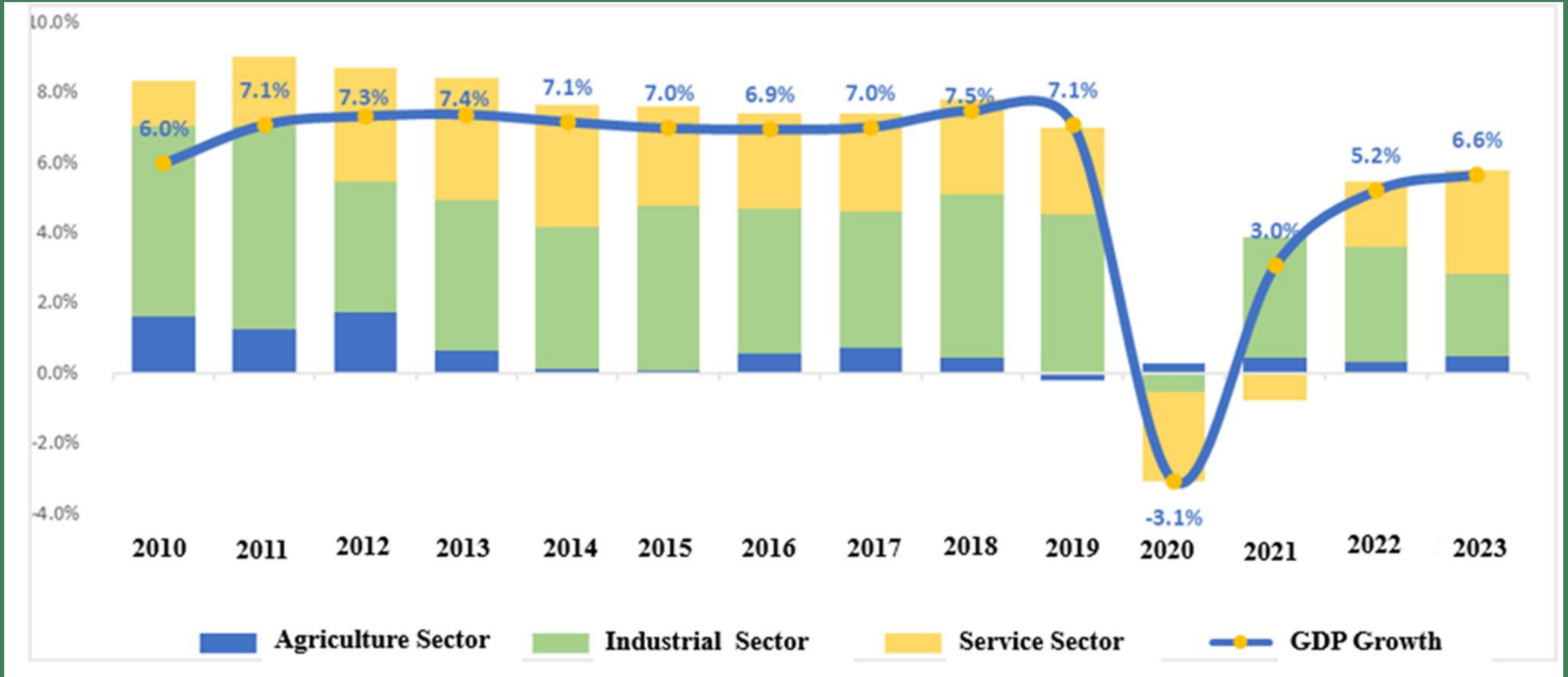


Business Meeting



Other Activities

Cambodia 'GDP





Cambodian Economic Overview

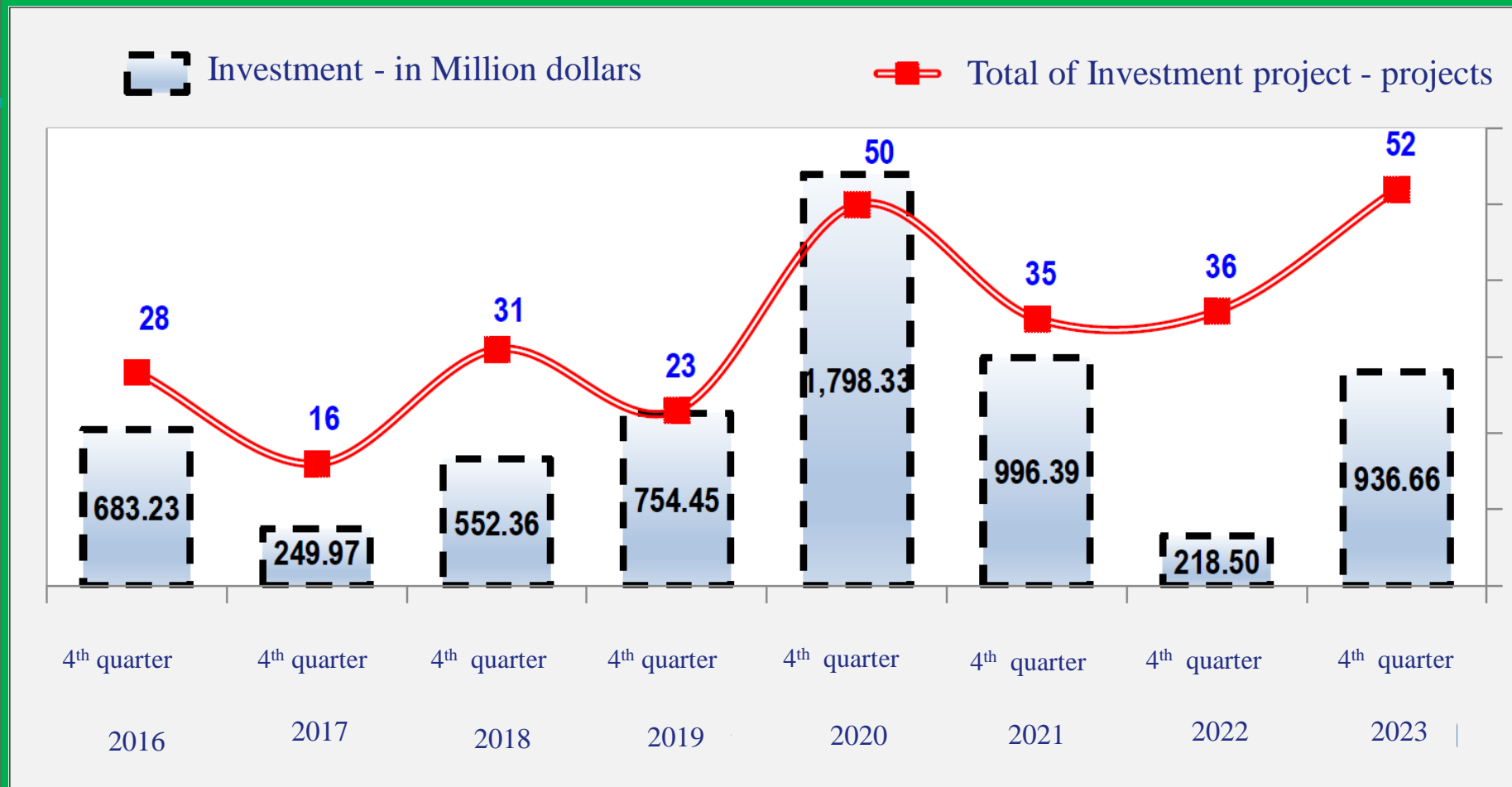


- Cambodia is one of the fastest growing economies in the South-East Asia region.
- As the country emerges from impacts of the global pandemic, a rapid return to the levels of growth seen pre-pandemic is now anticipated.
- Cambodia continues to promote inward investment by reducing regulatory uncertainty and harmonizing standards.
- A strong labor protection regime is established, and while wages are rising with the development of the economy, the country remains competitive in the SE Asia.
- The government has introduced measures to reduce production and supply costs and encourage foreign investment.





Investment in Cambodia

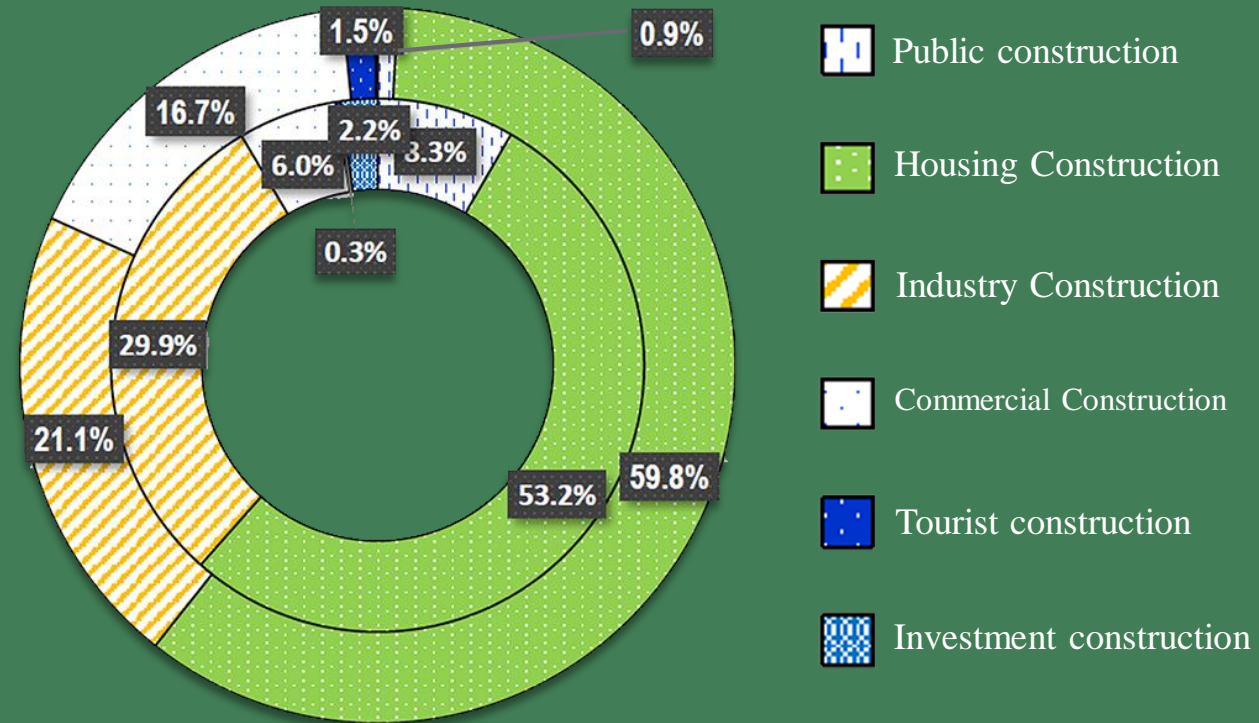


In the fourth quarter of 2023, a total of 52 investment projects approved by the Council for the Development of Cambodia decreased by 33.3% and the total investment capital of 936.7 million US dollars decreased by 21.9% compared to Last quarter. Compared to the same quarter in 2022, total investment projects increased by 44.4% and total investment volume increased by 328.7%, with an increase in investment projects in industry, energy and tourism.



Construction in Cambodia

- In the fourth quarter of 2023, there were 609 construction projects nationwide, down 18.7%, and the total construction cost of 501.9 million US dollars, down 77.2% from the previous quarter. Compared with the same quarter in 2022, construction projects nationwide decreased by 44.6% and construction project costs decreased by 50.3%. The decline was due to a decline in the types of residential, commercial, industrial and Tourism construction.



Inner Circle: 4th quarter of year 2022
Outer Circle: 4th quarter of year 2023



Registering of construction companies in Cambodia 2000 – 2024/3 months

Countries	Total Number of	Number of	Type of Operation (Still Valid)	
	Registered Companies	Still Valid Licenses	Design	Constructor
Cambodia	2182	639	41	598
China	761	223	6	217
Korea	227	38	2	36
Vietnam	84	23	1	22
Japan	62	24	2	22
Thailand	51	8	0	8
Malaysia	42	10	3	7
Singapore	29	10	2	8
France	12	5	2	3
USA	12	1	1	0
UK	7	0	0	0
Indonesia	6	1	0	1
Canada	3	0	0	0
Australia	2	1	0	1
India	2	0	0	0
Myanmar	2	0	0	0
Bangladesh	2	0	0	0
Germany	2	2	1	1
Phillipine	2	1	1	0
New Zealand	1	0	0	0
Norway	1	0	0	0
Spain	1	1	0	1
Pakistan	1	0	0	0
Russia	1	0	0	0
Saint Kitts And Nevis	1	0	0	0
TOTAL	3496	987	62	925






Foreign Construction project (2000 –2024/ 3Months)

Countries as for project permitted	Number of projects Total	Total Area building (m2)	Investment Total (USD)	Classification Investment	Percentage Investment %
Chinses	479	18,782,227.15	7,692,158,757	1	62.423%
Korea	66	4,125,531.69	1,854,461,817	2	15.049%
Japan	67	1,342,726.18	640,801,339	3	5.200%
Taiwan	46	1,486,591.89	500,572,728	4	4.062%
Thailand	52	736,094.62	323,473,035	5	2.625%
Singapore	21	703,619.84	293,525,450	6	2.625%
Indonesia	3	298,158.24	210,065,720	7	2.382%
England	15	589,396.74	179,025,658	8	1.705%
Malaysia	25	377,128.16	156,386,859	9	1.453%
Canada	9	259,962.26	86,264,021	10	1.269%
Vietnam	17	233,665.40	78,123,874	11	0.700%
France	7	91,093.00	58,831,390	12	0.634%
United States	13	125,747.47	52,968,751	13	0.477%
Russia	2	125,326.00	51,958,216	14	0.430%
Laos	2	82,771.00	40,995,300	15	0.422%
Myanmar	2	47,724.00	30,662,830	16	0.333%
India	4	46,710.00	19,905,350	17	0.249%
Norway	2	26,652.00	17,590,320	18	0.162%
Netherlands	3	27,739.93	14,087,776	19	0.143%
Belgian	3	31,139.23	10,537,192	20	0.086%
Philippine	1	11,861.00	5,930,500	21	0.048%
Australia	3	8,249.00	4,311,600	22	0.035%
Total	842	29,560,114.80	12,322,638,482		100.00%





Estimation of Construction Investment and Project Number From 2010 –2024/ 3Months



Year	Number of Project	Total Area building (m2)	Estimation cost (Million USD)	Percentage of Estimated Cost Comparison (%)
2010	2,149	3,287,468	840	Compared with 2009, Decreased by 58%
2011	2,129	5,257,585	1,734	Compared with 2010, Increased by 106%
2012	1,694	6,528,452	2,109	Compared with 2011, In creased by 72%
2013	1641	7,596,151	2,773	Compared with 2012, In creased by 31,45%
2014	1960	6,460,148	2,507	Compared with 2013, Decreased by 9.58%
2015	2,305	7,686,112	3,338	Compared with 2014, Increased by 33.14%
2016	2,635	12,158,268	5,579	Compared with 2015, In creased by 68%
2017	3,418	11,381,883	6,799	Compared with 2016, Increased by 21.84%
2018	3,290	12,378,119	5,755	Compared with 2017, Decreased by 15.38%
2019	4,888	23,257,414	11,437	Compared with 2018, Increased by 98.73%
2020	4,328	15,363,573	7,000	Compared with 2019, Decreased by 25.16%
2021	4,303	12,998,072	5,333	Compared with 2020, Decreased by 31.21%
2022	4,276	7,289,765	2,972	Compared with 2021, Decreased by 44.27%
2023	3,207	13,131,812	5,481	Compared with 2022, Increased by 84.41%
3 months 2024	830	1,987,199	787	Compared with the same time in 2023, Decreased by 38.75%



High-rise building project 5 floors up

Year	5- 9 floor	10 - 19 floor	20 -29 floor	30-39 floor	40 floor over
2018	77	26	10	5	9
2019	238	167	64	29	15
2020	320	111	39	18	8
2021	148	50	13	1	0
2022	69	24	13	7	0
2023	120	28	12	12	6
2024 3months	42	6	2	1	1
Total	1,014	412	153	73	39



The total of high-rise buildings from 2000 to March /2024 has 2,771 buildings.



Labour Ministry, SCIA ink MoU on Vocational Training for Cambodia's young people



The Ministry of Labor and Vocational Training and Singapore Cambodia International Academy (SCIA) have reached a Memorandum of Understanding to cooperate in carrying out the Royal Government of Cambodia's policy on vocational training for 1.5 million young people.

Tan stated that the goal of this cooperation is to help further build the capacity of staff, workers, youth to meet the labor market needs in Cambodia. Starting from August this year, the government will provide skill training to 1.5 million youth from poor and vulnerable families wherein they will receive cash subsidies during the capacity building period.



Construction product price




No	Materials	Unit	Price USD
1	Solid brick	10000 Pcs	355.00
2	Hollow brick	10000 Pcs	315.00
3	Block bricks	bock	11.00
4	Sand Stilt/Clay	M ³	25.87
5	Fine sand	M ³	26.49
6	Rock 1x2	M ³	27.86
7	Rock 4x6	M ³	26.90
8	Cement (K-cement)	1T	100.00
9	Cement (diamond)	1T	92.00
10	Cement (plus)	1T	100.00
11	Cement (Stilt/Clay)	1T	105.00
12	Steel (Steel V SD 295) 14-16L	1T	720.00
13	Steel (Steel V SD 390) 14-16L	1T	775.00
14	Steel (Steel pom SD 390) 14-16L	1T	760.00
15	Steel (ISI SD390)	1T	710.00
16	Paint (Nippon Paint)	18L/1	56.90
17	Paint U-90 white (inside)	18kg/1	18.45
18	Paint U-90 white (outside)	18Kg/1	23.40
19	Pipe (0.5) number 21	1 pipe	3.00
20	Pipe (8.6) number 75	1 pipe	11.30
21	Pipe (8.6) number 90	1 pipe	18.56

The government solution for construction investment

For construction buildings , the Royal Government of Cambodia has issued incentives such as the exception of:

- Stamp tax on transfer of ownership or possession of real estate between 2023 and 2025
- Annual property tax owed by the state from 2020 to 2025
- Withholding tax on real estate lease for 5 years
- Income tax for 9 years
- 9-year income tax exemption
- Facilitate the issuance of construction permits in accordance with the procedures in force for stuck construction buildings that do not yet have a construction permit.
- Public service fees for applying for permits in the construction sector
- Permission to import construction materials, construction equipment by customs duty, special tax, value added tax as the burden of the state, etc.





សូមអរគុណ
Thank you !

