

BUILDING A BETTER FUTURE

Indonesia Country Report

**55th ACF Council Meeting
Singapore, 24th April
2024**





Vision

- Developing a conducive Construction Services business environment.
- Fostering the development and progress of Construction Services businesses in Indonesia
- Improving the good governance development.
- Improving the quality and capabilities of our members as Construction Service company.
- Improving partnerships among the members.



Mission

- Actively assists the Government by provide suggestions related to the development of Construction Services in Indonesia
- Actively participate in activities to technology and capabilities of Construction Service companies through collaboration with research and educational institutions.
- Developing a professional code of ethics for Indonesian Contractors.
- Collaborating with domestic & international agencies and organizations, which have similar goals and businesses.
- Assisting ICA Members to run their businesses also encourage collaboration between members

ICA TODAY



ICA

Provide consultation, mediation, advocacy and training for construction services company. Work hand in hand with government



PT. SKI

Subsidiary of ICA to provide certification for construction service companies



PU BANGUN

Subsidiary of ICA to provide consultation, mediation, advocacy and training for construction professionals.



- ICA certified & accredited by Construction Services Development Board (CSDB).
- ISO 9001:2015 certification

Moving Forward

As we created our future.

What we are going to do in the next few years.



Certification

Continuing the current practices and will have one more subsidiary for the professionals certification.



Collaboration

Encourage more collaboration among members.



Creative Event

Creating activities, which involve all of construction stakeholders.




Training

More activities for contractors professionals on update their skills thru best practice training.

Macro Economy

Indonesia Economy Growth



Q to Q

0.45%

Y on Y

5.04%

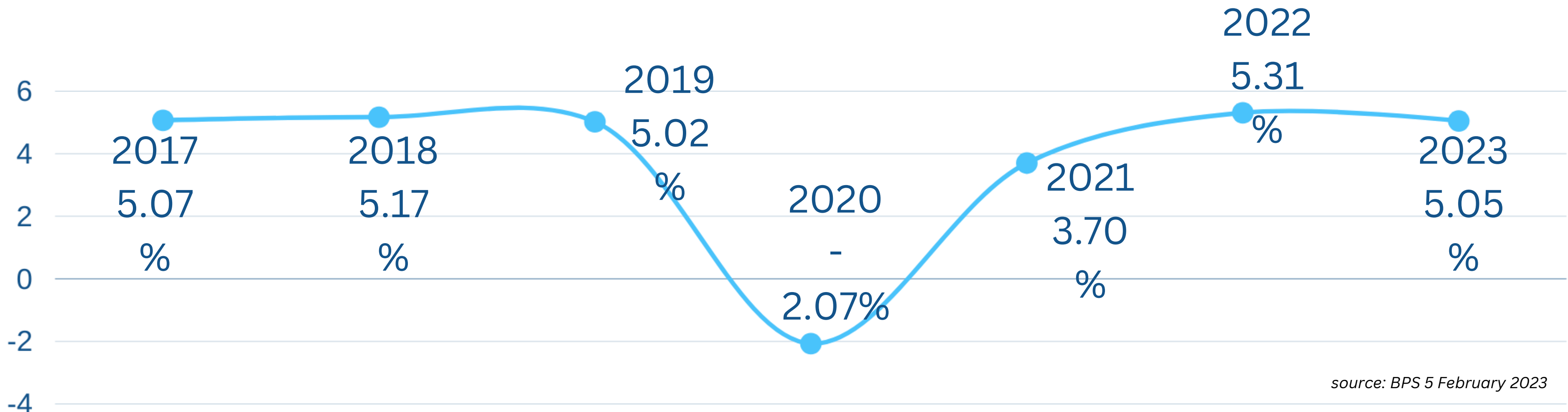


GDP Per Capita 2023

IDR 74.964.701 (USD 4,919.7)

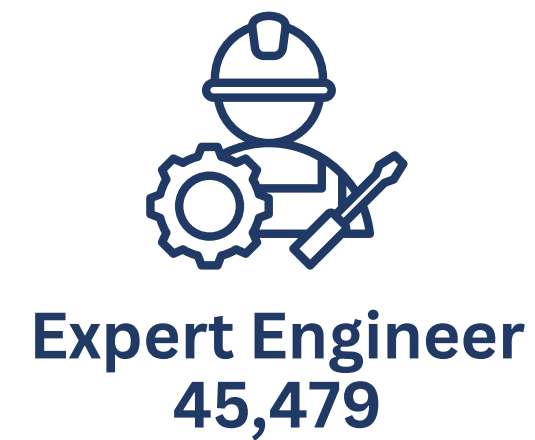


Gross Domestic Product (GDP) 2023 **IDR 20.892,4 Trillion**



Construction Growth

Construction contribution to GDP



Construction **Issue** |



Global Situation

- Geo politic situation
- Financial growth slow down
- Low currency



Digitalization

- Low digitalization rate



Climate Change


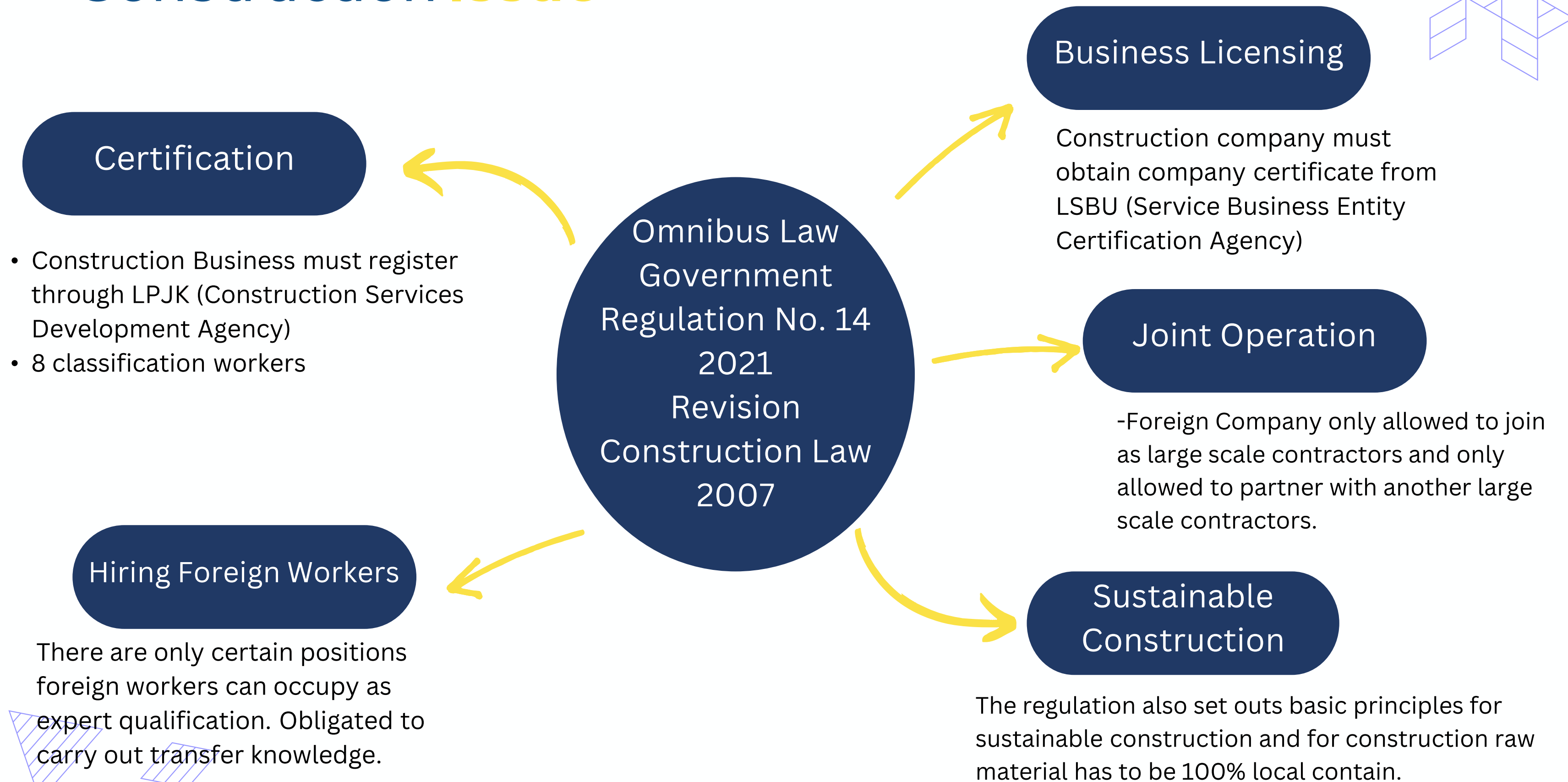
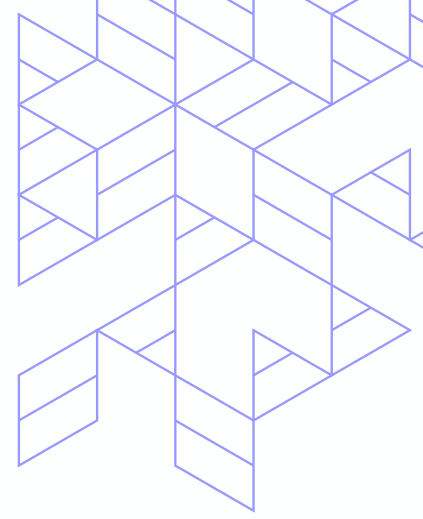
- Affected on how we build



Human Resources

- Upgrade skill
- Competiveness
- Minimum wage variation

Construction Issue



National Strategic Project

In order to increase Indonesia's economic growth through infrastructure development, the Government takes efforts to accelerate projects considered to be strategic and have great urgency to be realized within a short period of time.



Flagship Project

National Strategic Project

01 IKN

- Total budget IDR 466 T - USD 29 B
- 5 phase development from 2022-2045
- Current phase I - progress 74.87%
- Parallel with phase II - 24%



03 PIK 2 Tropical Coastland

- 1,756 Hectare tourism area under Ministry of Tourism & Creative Economy recommendation
- Total budget IDR 65 T - abt USD 4 B fully private funding
- 6,235 direct workers and 13,550 supporting workers
- Phase I opening Q3 2024



02 Integrated Area BSD

- 59.6 Hectare of Biomedical area under Ministry of Health recommendation
- IDR 18.54 T - about USD 1.16 B full private funding for 30 years development
- Opening Biomedical campus at the end of 2024
- 10,065 workers



Material Price

from August to December 2023 with assumption of 1 USD = IDR
16,000

No	Description	Unit	Aug-23		Sep-23		Oct-23		Nov-23		Dec-23	
			IDR	USD	IDR	USD	IDR	USD	IDR	USD	IDR	USD
1	Portland Cement Type 5.5 Kg/Bag	Ton	1.539.000,00	96,19	1.539.000,00	96,19	1.683.450,00	105,22	1.800.000,00	112,50	1.750.950,00	109,43
2	Hydraulic Cement 50 Kg/Bag	Ton	1.666.350,00	104,15	1.666.224,00	104,14	1.804.950,00	112,81	1.750.950,00	109,43	1.750.950,00	109,43
3	Ready Mixed Concrete 240 KSC, Cube	M3	1.005.750,00	62,86	1.005.750,00	62,86	1.116.653,00	69,79	1.507.481,00	94,22	2.035.099,00	127,19
4	Round Bar SR.24	Ton	12.960.000,00	810,00	12.960.000,00	810,00	12.960.000,00	810,00	12.325.500,00	770,34	12.325.500,00	770,34
5	Round Steel Bar With Deformed Surface SD.40	Ton	12.960.000,00	810,00	12.960.000,00	810,00	12.960.000,00	810,00	12.325.500,00	770,34	12.325.500,00	770,34
6	Asphalt Type AC, GRAE AC-40/50 packed in bluck	Ton	2.661.080,00	166,32	2.661.080,00	166,32	2.661.080,00	166,32	2.661.080,00	166,32	2.661.080,00	166,32
7	Bricks	PCs	878,00	0,05	878,00	0,05	878,00	0,05	890,00	0,06	890,00	0,06
8	Sand	Ton	215.000,00	13,44	215.000,00	13,44	260.000,00	16,25	249.750,00	15,61	260.000,00	16,25



THANK YOU

 **ASOSIASI
KONTRAKTOR
INDONESIA**
INDONESIAN CONTRACTORS ASSOCIATION